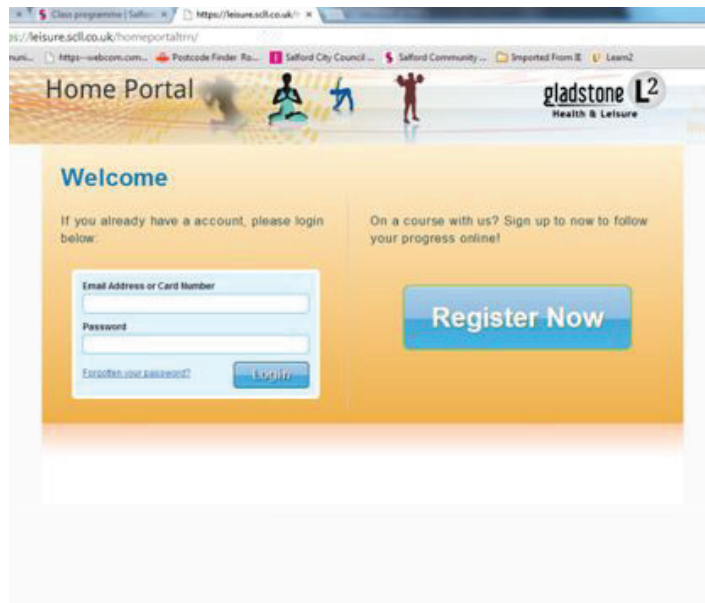
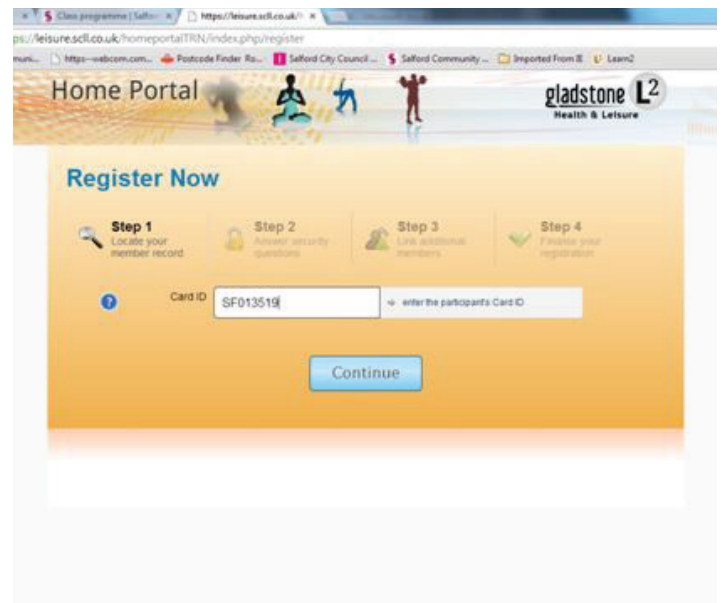


REGISTERING FOR HOME PORTAL IS SIMPLE!

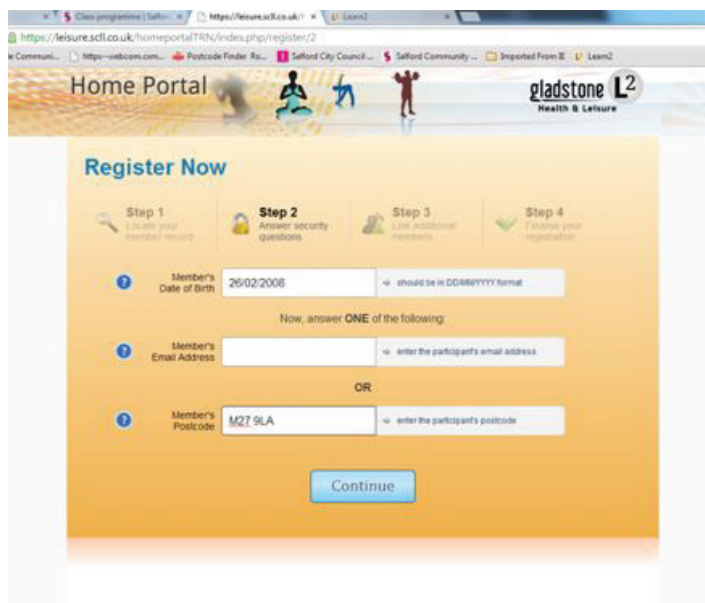
1. Visit Home Portal and click on 'Register Now'



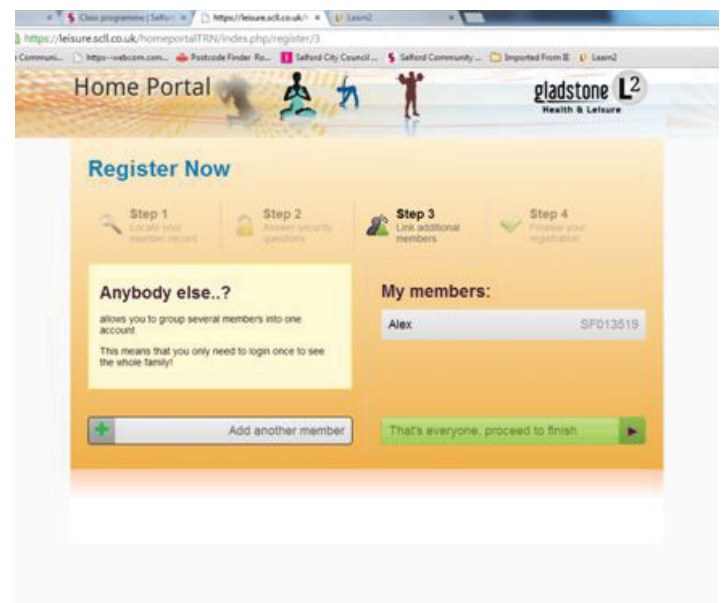
2. Start to follow the 4 steps. Please note you can register more than one child on the same account



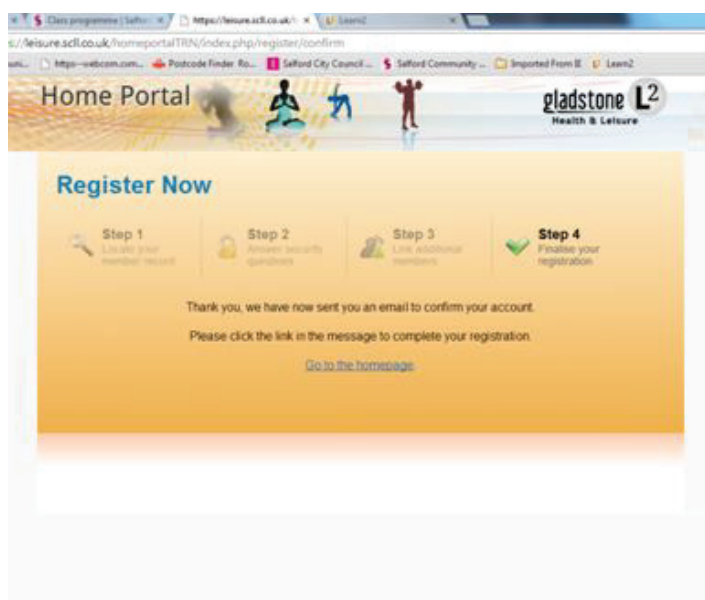
3. Answer security questions



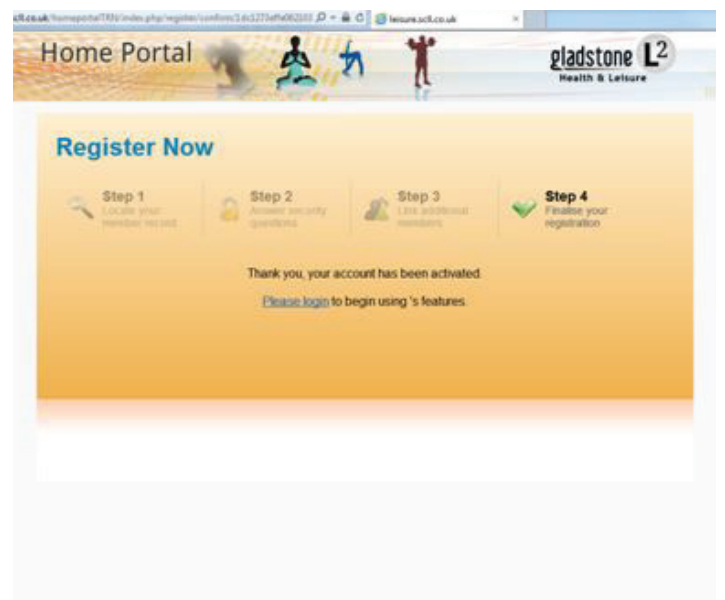
4. Link any additional members



5. Finalise registration



6. Activate your account



Once you have activated your account and logged into your account you will be able to:

View assessments and a detailed analysis of progress:

The screenshot shows the 'Member Portal' with an 'Overview' section. It lists two classes:

- Alex:** Stage 6 W, Saturday 09:00, 51% progress, Direct Debit customer.
- Kathleen:** Stage 6 W, Saturday 08:30, 62% progress, 3 prepaid sessions remaining.

This screenshot provides a detailed view for Alex's class. It includes a progress bar at 51% and a 'Direct Debit customer' status. Below is a competency table for Stage 6:

Competency	N/A	Needs practice	Fair	Good	Pass
1. Demonstrate an understanding of preparation for exercise Updated 06/08/2014				✓	
2. Sink, push off on side from the wall, glide, kick and rotate into backstroke Updated 06/08/2014				✓	
3. Sink, push off on side from the wall, glide, kick and rotate into front crawl Updated 06/08/2014				✓	
4. Swim 10 metres wearing clothes Updated 06/08/2014					✓
5. Swim front crawl to include at least six rhythmic breaths (refer to the ASA expected stroke standards sheet) Updated 06/08/2014					✓
6. Swim breaststroke to include at least six rhythmic breaths (refer to the ASA expected stroke standards sheet) Updated 06/08/2014				✓	
7. Swim butterfly to include at least three rhythmic breaths (refer to the ASA expected stroke standards sheet) Updated 06/08/2014			✓		
8. Swim 25 metres, choice of stroke - is optional (refer to the ASA expected stroke standards sheet) Updated 06/08/2014					✓
9. Perform a 'shout and signal' rescue Updated 06/08/2014					✓

Choose a new class when your child is ready to move levels:

The screenshot shows the 'Overview' page for Kathleen. Her progress is now at 100%. A yellow box highlights a message: "Kathleen is now ready to move to the next level." A 'Move...' button is visible next to her class entry.

This screenshot shows the 'Movement' section. It displays a transition from the 'Current Class...' (Stage 6 W) to 'Moving to...' (Stage 7). Below, a list of available Stage 7 classes is shown:

- Monday:** Stage 7 W, 16:00, Clare
- Tuesday:** Stage 7 W, 16:00, Kim
- Thursday:** Stage 7 W, 17:30, Ryan; Stage 7 W, 18:30, Lucy