

Get free E-books/E-audiobooks to read for the Summer Reading Challenge or home-learning/study

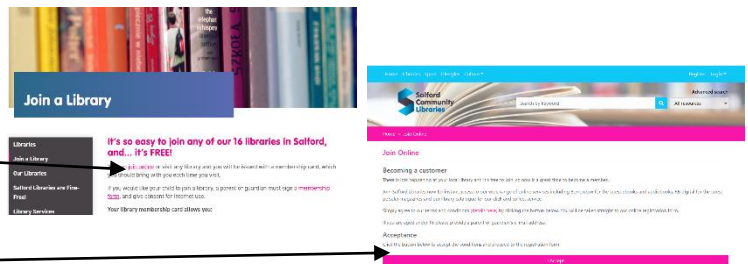
Children/young people can read free E-books/E-audiobooks with [Salford Community Libraries](#). With help from parents/carers, children/young people can use the [BorrowBox](#) app to read E-books. If you are not a library member, ask your parent/carer to help you [join online](#). **NB:** Children under 16 need permission from parents/carers and must provide carer e-mail address.

Join Salford Community Libraries to get your membership number/PIN number

Go to: www.salfordcommunityleisure.co.uk/libraries

Select: [Join a Library](#) from the drop-down menu

Go to the [Join online](#) page



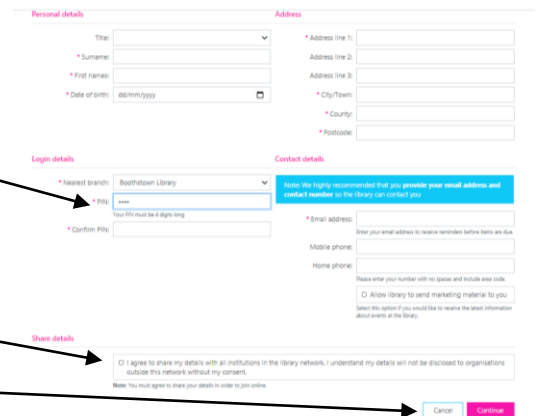
Click to accept the terms and conditions

[Fill out the form with your details](#) and a carer's e-mail address


Choose your own PIN number (it must be 4 numbers)

Tick the **Share details** box

Click **Continue**



On the next screen you will see your membership number (it's called your: temporary borrower ID). Write this down and keep it safe. Don't write down your PIN. If you forget your PIN you can re-set it later.



You have joined the Library! It's as easy as that!

Use [BorrowBox](#) to find and reserve free E-books and E-audiobooks

- [BorrowBox](#) is available on the Apple App Store, Google Play and Amazon Fire.
- Download E-books and E-audiobooks, for free, 24 hours a day, 7 days a week, wherever you are.
- You can read or listen to **Fiction** and **Non Fiction**. There's stuff for grown-ups too!
- You can borrow or reserve 6 E-books and 6 E-audiobooks at once.
- You can keep books for up to 3 weeks.
- After 3 weeks, an E-book/E-audiobook "expires" and is automatically removed from your device.
- If you haven't finished reading or listening, you can renew the book (if no one else has reserved it).
- You need an internet connection to search for items, borrow books or download E-books.
- Once you have downloaded an E-book/E-audiobook, you can read/listen offline.

To use [BorrowBox](#), log in with your library number and PIN number.

How do I know my library number?

- If you join the library online, you get a Borrower ID.
 - On a library card, your number is near the barcode.
- NB:** Remove SFP & add 00 before your number to log in.

How do I know my PIN number?

- If you joined online, you chose a PIN number then.
- If you've forgotten your PIN, click **Forgot Your Password?**
- Select **Forgotten Your PIN?** and **Reset your password.**

How do I start to use [BorrowBox](#) on my phone/tablet?

- Open the [BorrowBox](#) app on your phone/tablet.
- Type SAL in the **Library** box. Select **Salford Community Libraries**.
- Log-in to [BorrowBox](#) with your membership number and PIN.
- Click **Sign In**. Read the **Terms and Conditions** and Click **Agree**.

How do I find books to read?

- Select **E-books** or **E-audiobooks** at the top of the display. Then select **Children**.
- Choose whether to browse: **Featured/New Releases/All Releases** etc.
- Some books are available immediately. Select the book. Select **Borrow**. Download and read!
- Some books aren't available for a while. Don't worry! If you click on a book and select **Reserve**, you join the queue to read the book. Books often become available much sooner than the date shown when you are searching, so it's always worth reserving a book.

The image contains three screenshots of the Salford Community Libraries website. The top screenshot shows the homepage with a 'Register online' button highlighted. The middle screenshot shows the 'Register online' page with a 'Your temporary Borrower ID is: 0000000000' message. The bottom screenshot shows the 'Forgot your password' page with a 'Reset your password' button highlighted. Arrows from the text blocks point to these specific elements on the website.